

# International Cooking

Mrs. Reed

Room A102


kreed@indians.k12.pa.us

570-648-5731 ext. 3102

## welcome

to International Cooking

In this course, you will analyze different countries and their culture, customs, traditions, celebrations, and history. You'll get to sample and learn how to prepare some of the country's most popular dishes and snacks using their unique culinary style.



Herbs, spices, and even holiday celebrations will also be explored, all while learning the importance of working together as a team in the kitchen setting.



## expectations



be on time



bring your pencil and chromebook each day



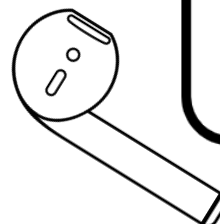
help with clean up daily  
(even if it's not your mess!)



respect yourself, your peers  
(this includes opinions and property!)  
and school staff & property



take responsibility for your own learning  
ie. ask for help or ideas, Stay focused during  
work time given



You must ask permission to use cellphones in class.

Cell phones need to be put into the classroom holder at the beginning of class.

You are allowed to listen to music with headphones only during "student work time". You are not allowed to listen during presentations, demos, or any group instruction time.

Airpods may not be worn during instruction. Please remove them from your ears.

Misuse of cell phones or headphones will result in loss of privilege.

cell phone policy

# grades

and how they're weighted

**25%**

Group Participation,  
Online Assignments and  
Written Classwork

**25%**

Food Labs ~ Cooking,  
Prepping  
and Plating

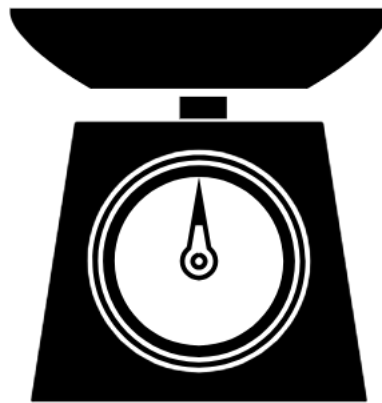
**25%**

Formal and Informal  
Assessments and  
Quizzes

**25%**

Projects and Class  
Participation

This course is designed to introduce students to different cultures and cuisines from around the world, where laboratory practice will parallel class work. Fundamental techniques, skills and terminology are covered and mastered with an emphasis on basic kitchen and dining room safety, sanitation, equipment maintenance and restaurant operation procedures.



## commonly asked questions

*What if I miss a lab day?*

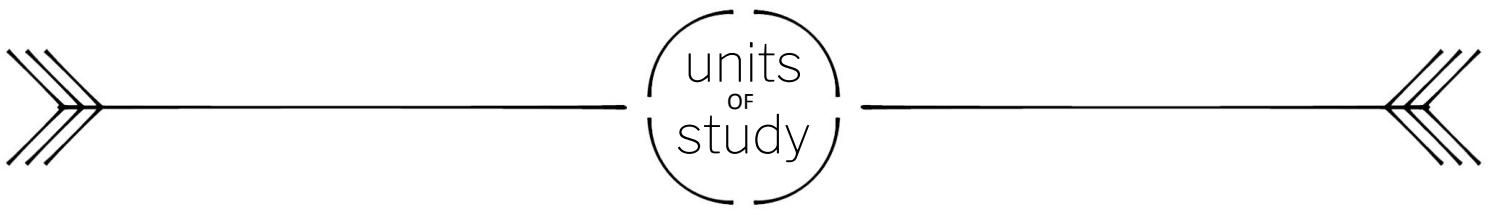
If you are absent for a lab day you must notify the teacher. There will be an alternative written assignment in place of a lab day. That assignment is to be completed in the amount of days absent. For example, if a student is absent three days, they have three days to complete the missed work.

*Do I lose points for late work?*

Yes. Each online assignment, project, or lab day will be posted in the weekly agenda on our Google Classroom stream. These all come with due dates. It is your responsibility to keep track of lab days and assignment due dates. Make sure you turn your work in on time!

*I'm not the best cook... will I struggle?*

Not at all! Culinary skill is learned, not inherited (& science will back me up). No one enters a math class expecting to receive a grade for what they already know & an 'F' if they don't understand the next semester's worth of material they haven't yet heard about! You will be fine!



### Introduction to Culture & Culinary Techniques

Culture Assessment & Appreciation

Safety & Sanitation  
Kitchen Tools & Equipment  
Time Management

### Regional & Culinary Study

Characteristics of a country (ex. history, attractions, spoken languages, climate, etc.)  
Cooking Equipment & Techniques  
Foods, Cooking Styles & Influences  
Traditional Recipes & Preparation  
Regional Herbs & Spices

### Projects & Events


Holiday Celebrations & Reenactments  
International Buffet ~ Final!



Throughout this course, students will prepare, taste and season a variety of foods.  
If your student has allergies, please list them in the space provided below.

---

---



Share this syllabus with your parents and let them know what you'll be up to this year, and return with your parent or guardian's signature as well as your own for credit. It's important to include your family in your education to ensure you get the help, reminders, and support you need to succeed.

---

your signature

---

your parent/guardian's signature